

How to make the most of your breather spend: Desiccant Breathers



[Desiccant breathers](#) remove contaminants such as dirt and moisture from air entering machinery, sumps and reservoirs. Below we discuss how desiccant breathers work, how to choose the right one, how to install one and more.

What is a Desiccant Breather?

Studies have shown that around 70 percent of equipment or machinery loss of use is due to surface degradation (Figure 1). Of that 70 percent, 20 percent of replacements are a direct result of corrosion and the other 50 percent are due to mechanical wear. The most common causes of this corrosion and mechanical wear are dirt and moisture originating outside the machine. When you have moisture in your lubricant or hydraulic fluid, a myriad of negative effects start occurring. For example, moisture leads to corrosion, which in turn leads to particulate contamination. Moisture can also change oil viscosity, deplete additives and cause sludge formation.

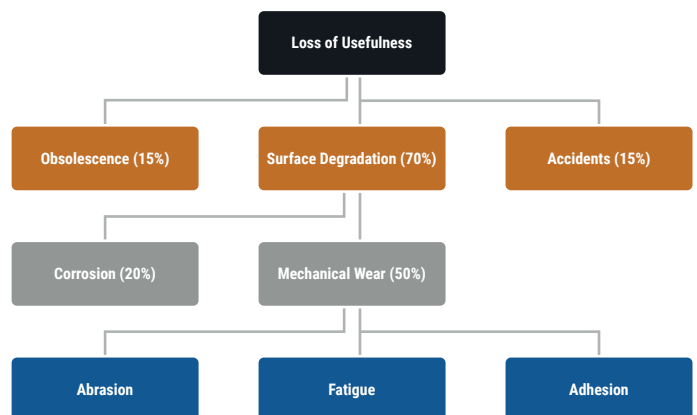


Figure 1. Loss of Usefulness Breakdown

Figure 2. TTI Power Breather



Before we can define a [desiccant breather](#), we need to understand what a desiccant is. A desiccant is defined as a hygroscopic substance (material that attracts and holds water molecules) that induces or sustains a state of dryness in its vicinity. Have you ever opened a box of new shoes or a packet of beef jerky and seen those little packets labeled “do not eat”? Those packets contain silica gel, which is a desiccant. Other types of desiccants are used as well.

[Desiccant breathers](#) (Figure 2) are multi-tiered devices installed on your machines to prevent the entry of two crucial contaminants: moisture and particles. Equipment like gearboxes, pumps and reservoirs must “breathe” when air in the headspace expands and contracts due to temperature changes and oil level changes in the case of hydraulic systems, incoming fluid displaces air or when hydraulic components are working. Each time equipment “breathes,” dirt, debris and moisture are brought in, contaminating the lubricant and damaging the equipment over time. Since we know at least half of lubricant contamination comes from outside machinery and most machines are designed to “breathe,” it’s a good idea to stop these contaminants at the source. Enter desiccant breathers.

Desiccant breathers vary in design and construction. Some, like our line of [desiccant Power Breathers](#) at TTI, work by using a three-stage design to help ensure the interior of your equipment stays clean and dry. Incoming air is cleaned and dehydrated through an initial solid particle filter, a container of silica gel and another solid particle filter. At TTI, we use Dual Zone Microglass media in several of our consumable and [Rebuildable Power Breathers](#) to offer industry-leading dirt holding capacity in your breather. As our diagram (Figure 3) shows, desiccant breathers work like this:

1. As the machine breathes, contaminated air enters the desiccant breather and goes through the first oil mist collector and filtration layers to catch a combination of oil mist and particulates.
2. Next, the outside air is dehydrated through a container of silica gel desiccant, which extracts the water vapor in the air. Finally, the outside air passes through our Dual Zone Microglass media, also used on the top of the breather for exiting air leaving the reservoir, offering multi-layer filtration with a one-micron absolute rating to protect your system.




Figure 3. Desiccant Breather Airflow

As the machine exhales, air travels through the desiccant breather in reverse, or may purge directly to the atmosphere depending on the breather’s design. As the breather’s silica gel becomes absorbed with moisture, it turns a different color. Color varies depending on the brand of desiccant breather, but at TTI, the US Power Breather line starts blue and turns pink when saturated. This is how you’ll know it’s hydrated and time to replace the desiccant.

Many desiccant breather models implement components to help extend the life of the breather. Our foam poly urethane layer on the bottom of the breather absorbs any oil vapor or oil splashing up that could get into the silica gel of the desiccant breather, shortening its lifespan. In addition, our [TTI Power Breather-CV](#) (Figure 4) uses check valves to help extend the life of the desiccant by providing a closed system until airflow is needed. In other words, using a desiccant breather with an intake check valve allows airflow into the breather only when the differential pressure between the atmosphere and fluid reservoir exceed a certain threshold.

Figure 4. TTI Power Breather with Check Valves



In addition to the standard-style Power Breather and Power Breather CV (check valve) options, other add-ons you see may include:

- High capacity air filters, ideal for extremely dirty or dusty conditions.
- Options for high flows at reduced pressure drops for large applications, as found in our [Titan No Check-Valve Model](#), or through our highest flow capacity Rebuildable Stainless Manual indicator vacuum gauges that serve as a visual of when your breather needs to be replaced. In the case of breathers operating in dry environments, there might not be enough moisture coming in to cause the silica to change color before the first particle filter is clogged with dirt and pressure is created within the lube/oil system. A vacuum gauge is a good way to get a visual when this happens.
- TTI CV (check-valve) options, which are ideal for equipment needing to be washed down regularly (food processing, mining, cement, paper facilities) or equipment in dusty environments. These prevent only particulates from entering the breather and headspace.
- Isolation check valves keep the desiccant from coming into contact with exhaust air which helps lengthen the life of the desiccant and protects it from fumes and splashing oil.

How Long do Desiccant Breathers Last?

A common question that comes up when discussing how desiccant breathers work is how long do they last? Most breathers last anywhere from three to six months if properly sized. The answer depends on four variables:

1. Frequency and volume of air intake
2. Operating pressure of the system
3. Amount of silica gel in the breather
4. Humidity in the application environment

Intake frequency and volume of breathing refers to how much moist air passes through the breather. Each time a piece of equipment breathes, water vapor is retained in the silica gel, gradually shortening the life of the breather. The amount of water the breather can hold directly relates to the amount of silica gel in the breather. Most desiccant breather manufacturers have a chart with the maximum water capacity for each breather, so you'll know how much moisture the breather can retain before reaching the end of its life. At TTI, we use industry-leading power gel with greater moisture holding capacity, offering an average of [20% greater lifespan over the competition](#).

Humid work environments tend to shorten the lifespan of a desiccant breather. As the humidity increases, the silica gel reaches its maximum moisture-holding capacity faster. Once this capacity is reached, no more moisture can be removed from incoming air, meaning it is time to replace your breather.

Improving the life of a desiccant breather

1. Increase the distance from the bottom of the breather to the top of the reservoir. Instead of attaching the desiccant breather directly to the reservoir, add a small length of pipe in between to help the breather stay clear of any oil mist coming up out of the reservoir.
2. Use a breather with check valves in intermittent flow applications, like TTI's CV (check valve) options found in both the [Power Breather](#) and [Titan Power Breather](#) lines. With check valves, only the air that needs to be inhaled in is dried, lengthening the life of the silica gel.



Figure 5. TTI Titan Power Breathers

How to Choose the Right Desiccant Breather

There are multiple factors you need to consider before choosing a desiccant breather:

- What is the environment?
- What is the application?
- What is the average and maximum airflow rate?
- What is the maximum reservoir/gearbox fluid capacity?
- Is the operation intermittent or continuous?
- What is the outflow rate of fluid leaving the system?
- What is the inlet/vent port connection size and configuration?

Your machine's operating environment should be considered as it pertains to the amount of contamination. For example, severe environments like those with water spray or large amounts of dirt should use a desiccant breather that can hold higher amounts of ambient contamination. Severe environments might require breathers with check valves to help prolong their lives.



Figure 6. TTI Power Breather Installed

The application refers to the type of equipment needing a desiccant breather or the type of work being done. At TTI, our models come in multiple sizes and in a series, to cater to your application (what machinery you have or the kind of plant you're operating in). Typical application categories can be broken down as follows:

- **Disposable stationary applications:** These include gearboxes, fluid reservoirs, transformers, pumps and storage tanks.
- **Limited space applications:** Applications with limited space include gearboxes, drums, totes and small oil containers.
- **High humidity/dust applications:** Paper mills, wash-down areas, steam cleaning rooms and mine quarries are good examples of high humidity applications. In these applications, use TTI's CV (check valve) options found in both the [Power Breather](#) and [Titan Power Breather](#) lines.
- **High vibration applications:** Our Titan Power Breather line is perfect for equipment like cranes, railroad maintenance vehicles, construction vehicles and off-road trucks could all benefit from a breather designed for vibration and mechanized shock.
- **Extreme environment applications:** Exposed equipment like windmills and wind power turbines, mining equipment, farm equipment and off-road vehicles are common examples of equipment operating in extreme environments.
- **Caustic fumes/gaseous applications:** Airport boarding jetways, hydraulic fluid reservoirs, forklifts and baggage haulers are common examples of this application.

One of the most important factors to consider when looking at desiccant breathers is your airflow rate. Desiccant breathers are sized according to the required cubic feet per minute (CFM). Always choose a breather with a higher CFM capacity than the CFM requirements of your tank or reservoir. Installing a desiccant breather without enough airflow and creates excessive pressure causing a vacuum which will damage the pumps and other system components. It is very important the breather doesn't restrict air to the point it creates implosion within the system. If you need to convert gallons per minute (GPM) to CFM, the breather manufacturer should have the corresponding GPM/CFM numbers for your reference.

The capacity of the reservoir often impacts how quickly the desiccant may be saturated with moisture. More oil equals more humidity in most cases. Reservoir capacity is also important to consider because the bigger the reservoir, the more headspace fluctuation there might be, which affects the amount of air moving through the breather. Each breather model has different reservoir capacity requirements, so it's important to check the breather model number for specifics on the amount of cfm air flow capacity going to the reservoir before making your final purchase.

Lastly, desiccant breathers are rated for either continuous or intermittent flow. This is usually important when deciding between our standard Power Breather or Power Breather CV option. In intermittent flows, our Power Breather CV options will help extend the life of the breather.

How to Install a Desiccant Breather

The desiccant breather replaces your machine's breather cap. Installing a desiccant breather is a straightforward and simple process, especially since many breather models are screw-on installation types. At TTI, our offerings can turn-key replace industry-leading offerings in a wide array of sizes and configurations.

Our line of [adapter kits](#) also allows you to install breathers on various types of equipment with the ability to seamlessly fill system fluid and sample fluid health, all while leaving the breather in place. Examples of available adapter kits include:

- Gearbox adapter kit: The [TTGA Gearbox Adaptor Kit](#) (Figure 7) lets you install desiccant breathers on most gearboxes. The [TTGA](#) allows oil to be pumped in or out without exposing the gearbox to the atmosphere. You can tackle offline filtration, oil changes and oil sampling all through the adapter.
- Hydraulic reservoir adapter kit: The [TTHA Hydraulic Adapter Kit](#) (Figure 8) lets you install desiccant breathers on any hydraulic fluid tank or reservoir. The [TTHA](#) has quick-connects for pumping oil in and out, so the system stays closed. Off-line filtration can also be achieved through this adapter without disrupting the breather or opening the tank.




Fig. 7. Gearbox Adapter


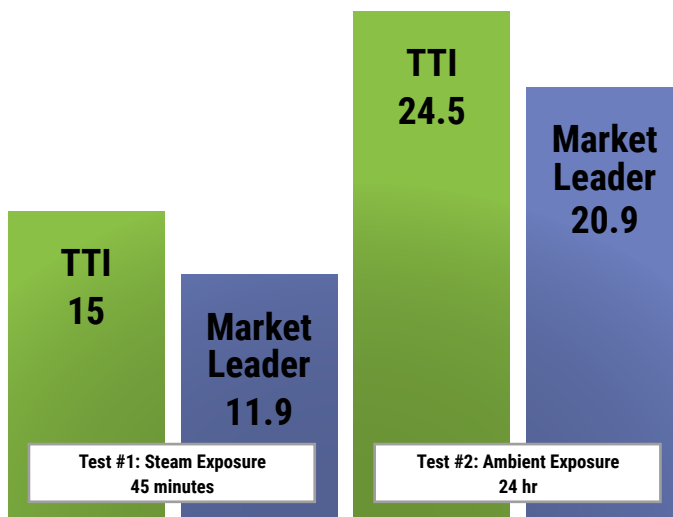


Fig. 8. Hydraulic Adapter

What are the benefits of a Desiccant Breather

As previously discussed, contamination from dirt, dust and particularly moisture enters equipment and machinery as it “breathes.” Water-contaminated oil leads to additive depletion, oil oxidation, and rust and corrosion over time, shortening the life of your machinery. [TTI’s Power Breathers](#) mitigate moisture and debris, greatly reducing contamination and prolonging the life of machines and equipment. There are many real-world examples of how installing a TTI desiccant Power Breather saves companies money by shortening the frequency of downtime and keeping equipment contamination free.

Next Level Breather Technology Pick the breather with the greatest efficiency and lifespan



TTI delivers 26% greater capacity vs Market Leader

TTI delivers 17% greater capacity vs Market Leader

With 17% to 26% greater moisture capacity per gram of media, plus 10% more media contained in comparable models, TTI delivers a clear performance advantage.

TTI is the best choice in market for breather spend. Controlling maintenance spend is more important now than ever, and TTI delivers superior value to market over leading competitors.

Head-to-head trials have proven that TTI Power Breathers offer on average 20% more life than leading competitors. This ultimately results in lower reduced maintenance and labor costs and lowers annual breather spend in both unit and freight cost.

TTI offers its industry leading Power Gel and revolutionary Dual Zone Microglass media in several consumable and rebuildable Power Breather options. Our expansive product offerings allowing for customers to choose the best fit for their application.

Time is important, and with TTI desiccant Power Breathers, plant maintenance professionals will save significant annual time in breather change-out and upkeep.

The TTI Difference



High Quality

Our product quality compares favorably vs all our competitors (large and small). Our desiccant line is directly interchangeable with industry leaders, and offers 20–25% greater performance.



Partnership

Our customers truly enjoy working with us. We are timely in our responses and do what we say that we will do, one of the many reasons we have yet to lose a customer.



Diverse Product Offering

Our products range allows us to offer solutions to problem applications in a wide variety of industries.



Flexibility

We invite end users to bring us their most challenging applications. We have the ability and are willing to customize products to fit specific customer needs.



Superior Value

TTI is the best choice in market for breather spend. Controlling maintenance spend is more important now than ever, and TTI delivers superior value to market over leading competitors. We offer excellent price points, coupled with our outstanding product performance making us the best overall value in the industry.



Exceptional Lead-Times

Typically a fraction of the competition. We measure in 1-3 days, our competition measures in weeks – this is extremely valuable.

About TTI

TTI is the best choice in market for breather spend. Controlling maintenance spend is more important now than ever, and TTI delivers superior value to market over leading competitors.

Head-to-head trials have proven that TTI Power Breathers offer on average 20% more life than leading competitors. This ultimately results in lower reduced maintenance and labor costs and lowers annual breather spend in both unit and freight cost.

TTI offers its industry leading Power Gel and revolutionary Dual Zone Microglass media in several consumable and rebuildable Power Breather options. Our expansive product offerings allowing for customers to choose the best fit for their application.

Time is important, and with TTI desiccant Power Breathers, plant maintenance professionals will save significant annual time in breather change-out and upkeep.

President's Message



At TTI, we care about improving your efficiency and positively impacting your bottom line. Our products will help keep your processes running seamlessly.

We currently offer industry-leading Breather, Filtration, and Elastomeric Products. As a full-service provider, we also have the ability to design a custom solution for your application.

We welcome you to experience the World-Class Service provided by all of us at TTI. As TTI's President, I will make you a promise that our products and services will live up to your expectations. If not, please contact me directly and we'll make it right. I appreciate your interest in the TTI product offering!

About Noria Corporation

Noria Corporation helps the world improve machine reliability through best practice lubrication and oil analysis. Our lubrication transformation approach has changed how global organizations manage and monitor lubricants for maintaining optimum reliability and safety. We are the trusted advisor to the world's leading organizations and our practices are disseminated through training courses, consulting services, publications, videos and books. With offices throughout the globe, Noria is impacting the way people think about machine reliability and maintenance technologies. Noria Publishing produces two popular media brands: MACHINERY LUBRICATION and RELIABLE PLANT. These brands come together each year at the annual RELIABLE PLANT conference & exhibition in the spring and MACHINERY LUBRICATION conference & exhibition in the fall.